

The district, school and site information and personal data is for INTERNAL USE ONLY and must be kept confidential. External use must be limited to sharing district data with that respective district only.



How to use this report

This report provides enrollment, action plan and assessment data for schools in the selected district, for the selected program and assessment. The data can be used to understand trends in work completed, identify current areas of focus, and suggests areas of opportunity for future policy and practice change efforts.

Data as of
Oct 27, 2021

District

This report is prepared exclusively for the following district:

▼ Leslie Co School District (KY) ▼

Program Enrollment

The following charts show school enrollment for the program selected below.

▼ Healthy Schools Program ▼

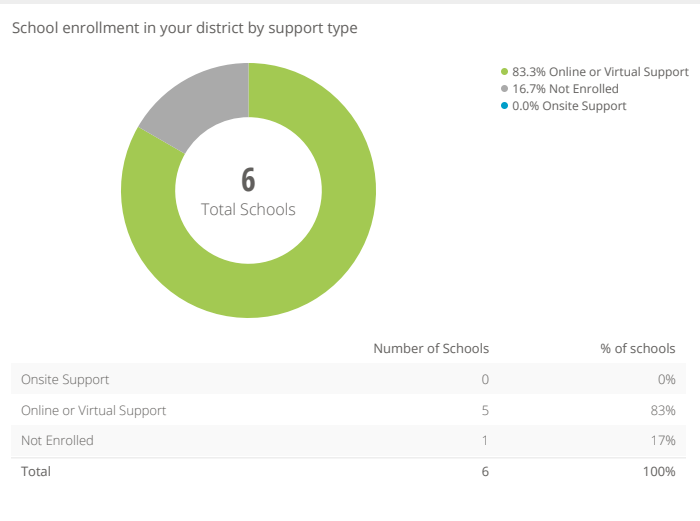
The graph and table to the right show the counts and percentages of schools in your district that are enrolled in this program. The support types are defined as:

Onsite Support

A Healthier Generation Program Manager for the program selected above meets with school staff in-person, conducting workshops and supporting schools' involvement in Healthier Generation programs.

Online or Virtual Support

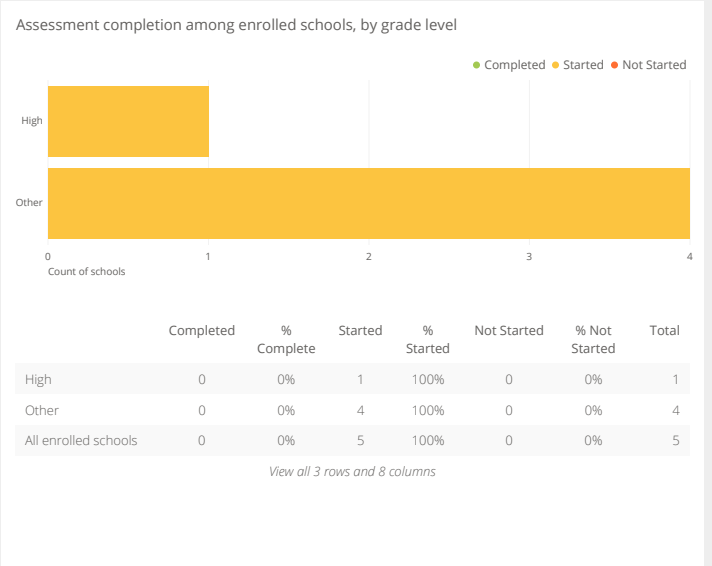
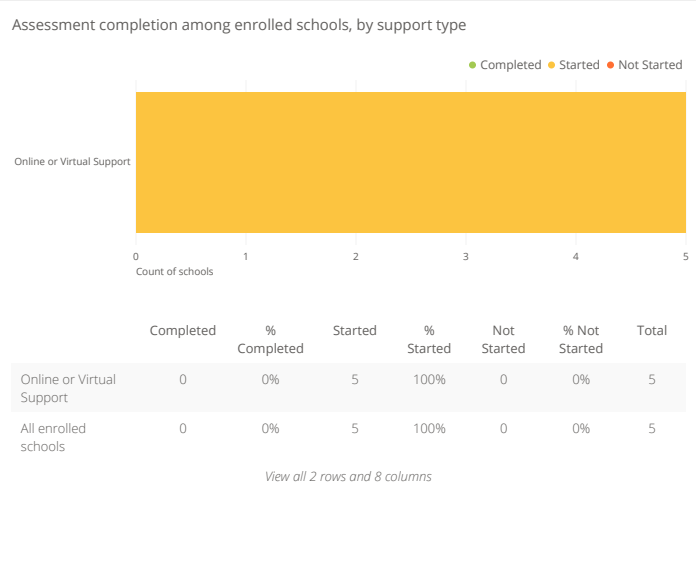
Healthier Generation supports schools' involvement in programs virtually, working with a Virtual Program Manager, the Member Engagement and Support Team, and Content Experts, as well as webinars, email, phone, on-demand learning and other digital tools.



Assessment Use

Healthy Schools Assessment

The following charts show data specific to the assessment tool selected above.

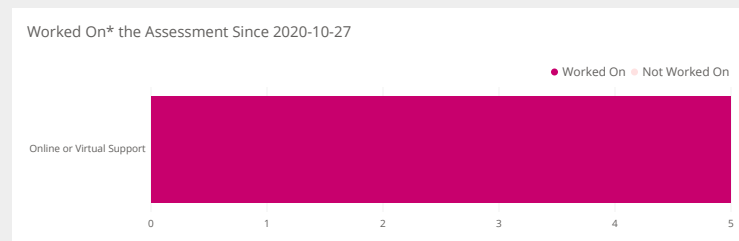


The assessment completion charts above show how many enrolled schools in your district have Completed (answered all questions at least once), Started (answered at least one question, but not all of them) and Not Started the selected assessment.

Select a date, and then click on 'Update'

Oct 27, 2020

These charts show the number and percent of enrolled schools that have taken one of the following actions since the selected date: answered a question for the first time, changed a response, or reviewed an existing response without changing it.



	Worked On	% Worked On	Not Worked On	% Not Worked On
Online or Virtual Support	5	100%	0	0%
All enrolled schools	5	100%	0	0%

[View all 2 rows and 5 columns](#)

*Worked On means answering a question for the first time, changing a response, or reviewing an existing response without changing it.

Action Plan

The Action Plan is a tool to help enrolled schools manage tasks related to school health initiatives. Each school has one Action Plan, which can include items from any assessment they have started. The Action Plan information below reflects items from the assessment selected above.

1 School(s)

Number of schools with at least one item from the selected assessment in "This Year's Goals" on their Action Plan.

Assessment Response Analysis

The following charts show data specific to the assessment tool selected above.

NOTE: Healthy Schools Program Assessment responses provided prior to September 2018 that have not been reviewed, updated, or newly responded to since then are not included in the charts below and will be classified as unanswered. However, these responses are included in the table, "Support, Current Responses, Progress, and Action Plan data for the selected Assessment", at the bottom.

5 Schools in Your District

Started or Completed Assessment

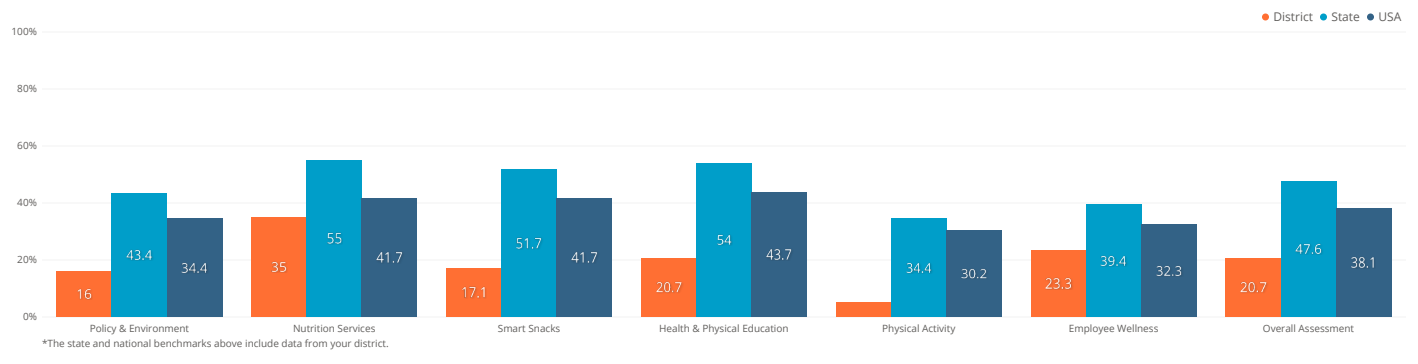
846 Schools in Your State

Started or Completed Assessment

6,892 Schools in the USA

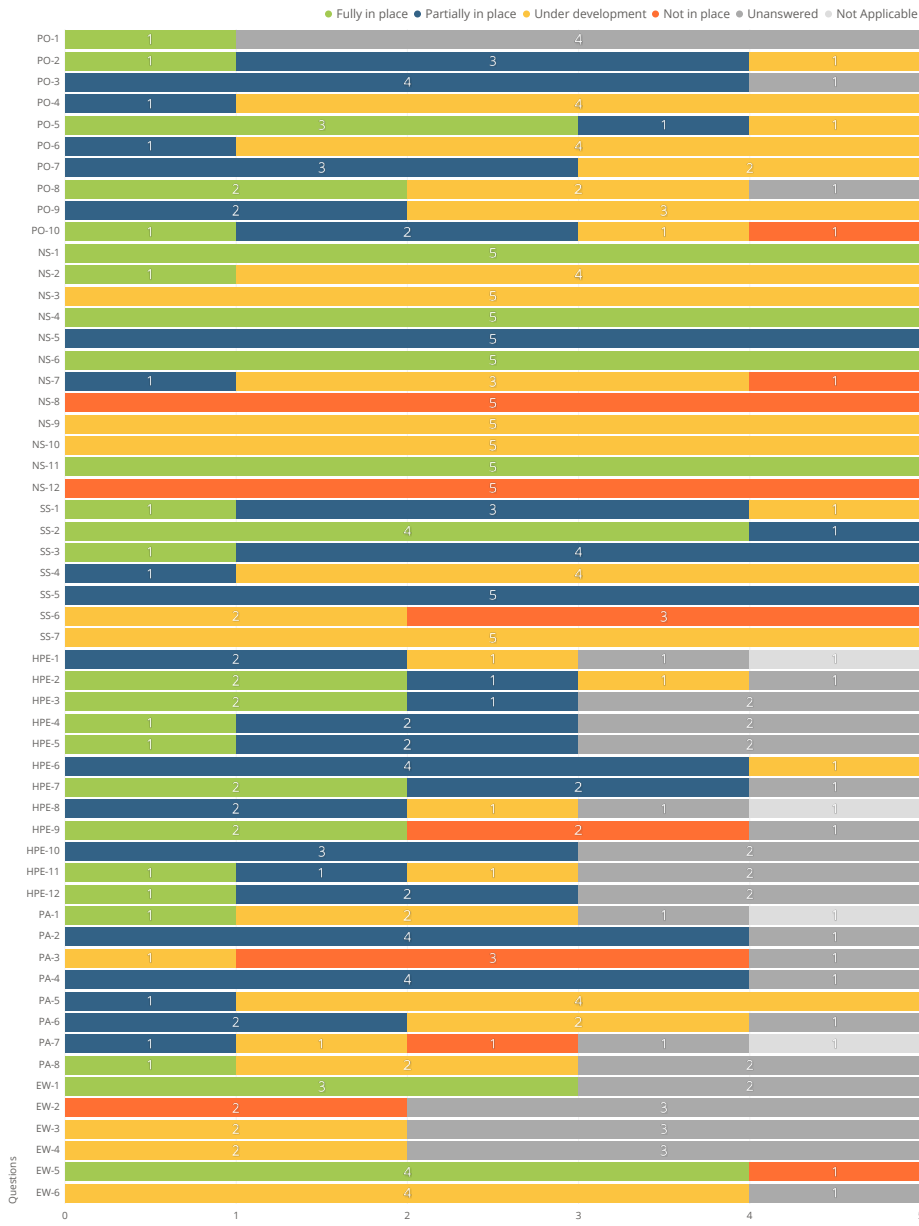
Started or Completed Assessment

Average percent of assessment items fully implemented per school in your district, your state, and the U.S.*



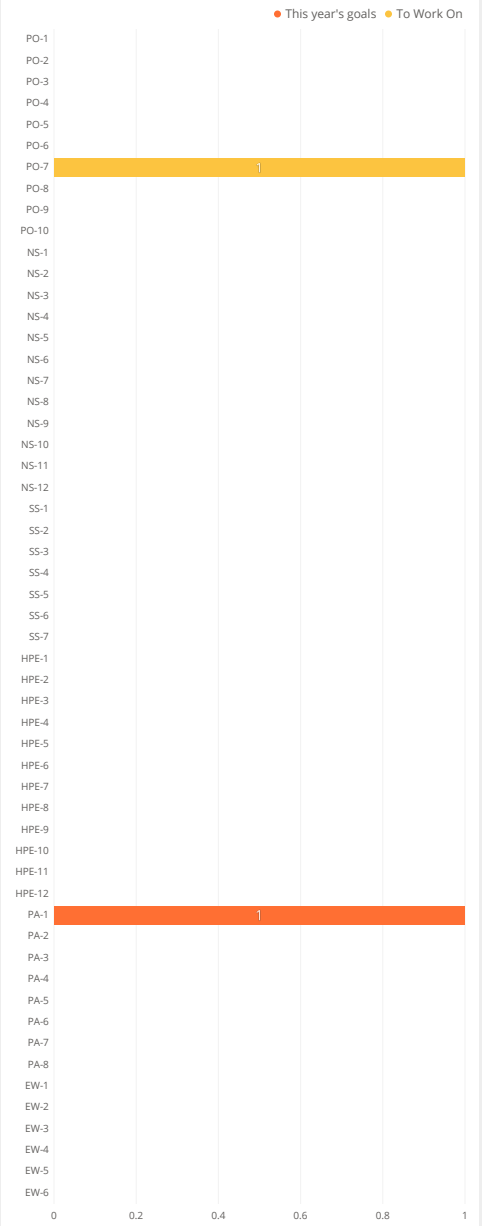
Among schools that started the assessment, the number of items marked as "fully implemented" out of the number of items that could be marked "fully implemented."

Responses from enrolled schools in your district that have started the selected assessment



Not Applicable = Question is not applicable to all school types (elementary, middle, or high school).
 Unanswered includes Healthy School Program Assessment questions that have not been reviewed, updated or answered since Sept 2018 when the new version of the assessment launched.

Number of schools with the item on their Action Plan



If "Unable to render chart", then no items have been added to Action Plan from Assessment

Responses from enrolled schools in your district that have started the selected assessment

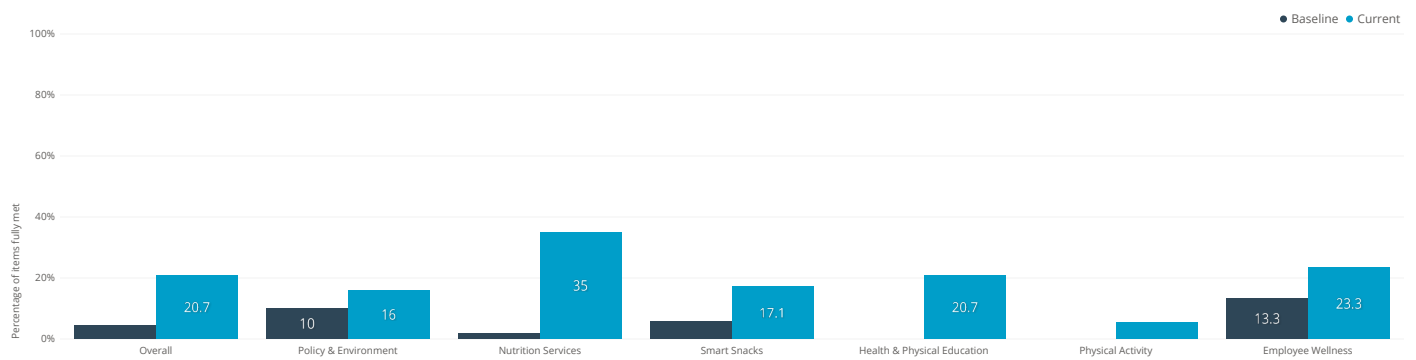
Question	Question Description	Fully in place:#	Fully in place:%	Partially in place:#	Partially in place:%	Under development:#	Under development:%	Not in place:#	Not in place:%	Unanswered:#	Unanswered:%
PO-1	Representative school health committee or team	1	20							4	80
PO-2	Written school health and safety policies	1	20	3	60	1	20				
PO-3	Local school wellness policy			4	80					1	20
PO-4	School's start times			1	20	4	80				
PO-5	Health services provided by a full-time school nurse	3	60	1	20	1	20				
PO-6	Counseling, psychological, and social services provided by a full-time counselor, social worker, and psychologist			1	20	4	80				
PO-7	Parenting strategies			3	60	2	40				
PO-8	Family engagement in school decision making	2	40			2	40			1	20
PO-9	Community involvement in school health initiatives			2	40	3	60				
PO-10	Out-of-school programs	1	20	2	40	1	20	1	20		
NS-1	Breakfast and lunch programs	5	100								
NS-2	School breakfast	1	20			4	80				
NS-3	School lunch					5	100				
NS-4	Variety of offerings in school meals	5	100								
NS-5	Promote healthy food and beverage choices and school meals using marketing and merchandising techniques.			5	100						
NS-6	Annual continuing education and training requirements for school nutrition services staff	5	100								
NS-7	Venues outside the cafeteria offer fruits and vegetables			1	20	3	60	1	20		
NS-8	Collaboration between school nutrition services staff members and teachers							5	100		
NS-9	Student and family involvement in the school meal programs and other foods and beverages sold, served and offered on school campus.					5	100				
NS-10	Prohibit using food as reward or punishment					5	100				
NS-11	Adequate time to eat school meals	5	100								
NS-12	Farm to School activities							5	100		
SS-1	All foods sold during the school day meet the USDA's Smart Snacks in School nutrition standards	1	20	3	60	1	20				
SS-2	All beverages sold during the school day meet the USDA's Smart Snacks in School nutrition standards	4	80	1	20						
SS-3	Food and beverage marketing	1	20	4	80						
SS-4	All foods and beverages served and offered during the school day meet the USDA's Smart Snacks in School nutrition standards			1	20	4	80				
SS-5	All foods and beverages sold during the extended school day meet the USDA's Smart Snacks in School nutrition standards			5	100						
SS-6	All foods and beverages served and offered during the extended school day meet the USDA's Smart Snacks in School nutrition standards					2	40	3	60		
SS-7	Fundraising efforts during and outside school hours meet the USDA's Smart Snacks in School nutrition standards					5	100				
HPE-1	Minutes of physical education per week			2	50	1	25			1	25
HPE-2	Years of physical education	2	40	1	20	1	20			1	20
HPE-3	Sequential physical education curriculum consistent with standards	2	40	1	20					2	40
HPE-4	Students active at least 50% of class time	1	20	2	40					2	40
HPE-5	Professional development for physical education teachers	1	20	2	40					2	40
HPE-6	Information and materials for physical education teachers			4	80	1	20				
HPE-7	Licensed physical education teachers	2	40	2	40					1	20
HPE-8	Health education taught in all grades			2	50	1	25			1	25
HPE-9	Required health education course	2	40					2	40	1	20
HPE-10	Essential topics on physical activity			3	60					2	40
HPE-11	Essential topics on healthy eating	1	20	1	20	1	20			2	40
HPE-12	Opportunities to practice skills	1	20	2	40					2	40
PA-1	Recess	1	25			2	50			1	25
PA-2	Availability of physical activity breaks in classrooms			4	80					1	20
PA-3	Promotion or support of walking and bicycling to and/or from school					1	20	3	60	1	20
PA-4	Availability of before- and after-school physical activity opportunities			4	80					1	20

activity opportunities

PA-5	Professional development for classroom teachers	1	20	4	80				
PA-6	Prohibit using physical activity as punishment	2	40	2	40			1	20
PA-7	Prohibit withholding recess as punishment	1	25	1	25	1	25	1	25
PA-8	Access to physical activity facilities outside school hours	1	20	2	40			2	40
EW-1	Health assessments for staff members	3	60					2	40
EW-2	Programs for staff members on physical activity/fitness					2	40	3	60
EW-3	Programs for staff members on healthy eating/weight management			2	40			3	60
EW-4	Promote staff member participation			2	40			3	60
EW-5	Stress management programs for staff	4	80			1	20		
EW-6	All foods served and sold to staff meet the USDA's Smart Snacks in School nutrition standards			4	80			1	20

View all 55 rows and 12 columns

Average percent of assessment items fully implemented per school in your district; baseline responses compared to the current responses



Among schools that started the assessment, the number of items marked as "fully implemented" out of the number of items that could be marked "fully implemented", comparing baseline responses with current responses.

Support, Current Responses, Progress, and Action Plan data for the selected Assessment

School ID	School Name	District	City	State	Postal Code	Low Grade	High Grade	School Type	Program Support Type *	Assessment Name	Assessme...
28115	Hayes Lewis Elementary School	Leslie Co School District	Yeaddiss	KY	41777-0070	K	8	Other	Online	Healthy Schools Assessment	Sep 3, 2019
28117	Leslie Co High School	Leslie Co School District	Hyden	KY	41749-0970	9	12	High School	Online	Healthy Schools Assessment	Sep 3, 2019
28116	Mountain View Elementary Sch	Leslie Co School District	Hyden	KY	41749-0926	K	8	Other	Online	Healthy Schools Assessment	Jan 15, 2019
28119	Stinnett Elementary School	Leslie Co School District	Hoskinston	KY	40844	K	8	Other	Online	Healthy Schools Assessment	Sep 3, 2019
28118	W B Muncy Elementary School	Leslie Co School District	Wooton	KY	41776-0140	K	8	Other	Online	Healthy Schools Assessment	Sep 3, 2019

View all 5 rows and 189 columns

See .CSV file for full results

*This column shows all program supports the school is currently receiving.